

Submitted by Norway

PAME II-2015 Agenda Item 4.4 (b)
AMSA Recommendation I(D)
Cruise Tourism within the Norwegian Arctic waters around Svalbard

BACKGROUND

AMSA Recommendation I(D) provides that:

[T]he Arctic states should support the application of the IMO's Enhanced Contingency Planning Guidance for Passenger Ships Operating in Areas Remote from SAR Facilities, given the extreme challenges associated with rescue operations in the remote and cold Arctic region; and strongly encourage cruise ship operators to develop, implement and share their own best practices for operating in such conditions, including consideration of measures such as timing voyages so that other ships are within rescue distance in case of emergency.

PAME I-2015 adopted a record of decision (ROD) requesting member governments to submit to PAME II-2015 information on the volume, composition, size and destinations of cruise tourism within Arctic waters subject to their jurisdiction for 2011, 2012, 2013 and 2014 as well as information on the Arctic cruise tourism operators and the names of the ships they use.

Information on cruise ship traffic within Norwegian Arctic waters – Svalbard 2011-2014

The figures presented comes from the Governor of Svalbard's annual reports on tourism. The statistics make a distinction between big overseas cruise ships, and smaller expedition ships.

Overseas cruise traffic

The numbers of overseas cruise ships and passengers visiting Svalbard in the period 2011-14 are shown in table 1. The season usually starts at the end of June and ends in the middle of August. The cruise ships have between 200 to 3300 passengers on board, and often visit Svalbard as part of a route combining several destinations in the Arctic. Most overseas cruise ships stay in the waters surrounding Svalbard for one to two days, and make one to three disembarkments on the west coast of Spitsbergen, with Magdalenafjorden, Ny-Ålesund and Longyearbyen as the most visited sites.

A heavy fuel oil ban expansion in Svalbard entered into force January 1st, 2015. In addition to national parks and nature reserves it is now prohibited to use or carry heavy fuel oil in Kongsfjorden/Ny-Ålesund and Magnalenefjorden. The ban means that ships that call in the national parks in the western parts of Svalbard and the nature reserves in the eastern parts are not to use nor carry on board heavy fuel oil.

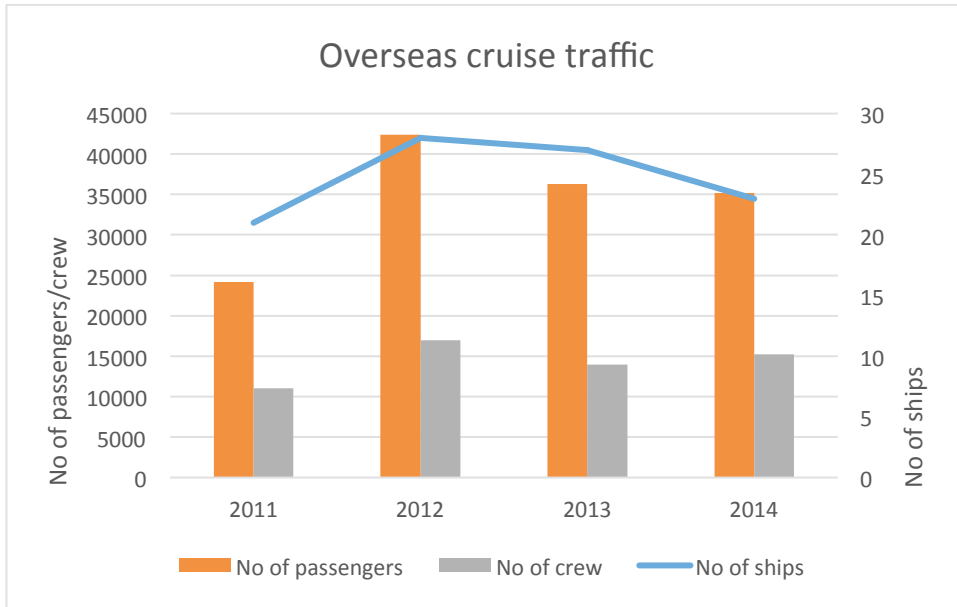


Table 1

The total number of ships each year is was 21 in 2011, 28 in 2012, 27 in 2013 and 23 in 2014, while the number of passengers was 24 187 in 2011, 42 363 in 2012, 36 257 in 2013 and 35 154 in 2014. Information on ships visiting Svalbard in 2014 can be found in Annex 1.

Expedition cruise traffic

The number of expedition cruise ships visiting Svalbard was 20 in 2011, 35 in 2012, 24 in 2013 and 35 in 2014, while the number of passengers was 9 706 in 2011, 9 277 in 2012, 10 530 in 2013 and 12 519 in 2014.

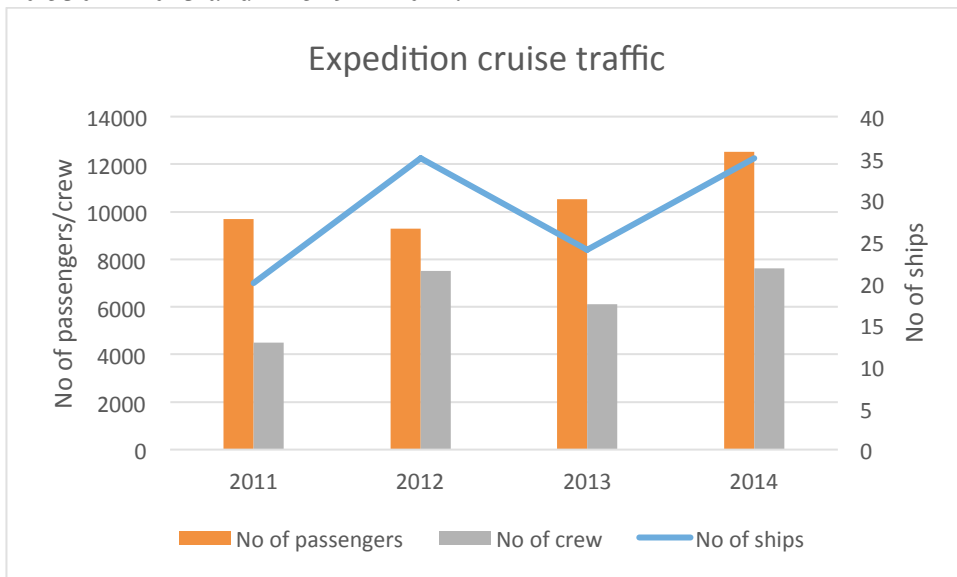


Table 2

Expedition cruise ships have somewhat a different traffic pattern than the overseas cruise ships. Vessels involved in expedition cruising usually carry a relatively low number of passengers (between 4 and 300). The majority of cruises start and end in Longyearbyen and some operators have regular departures during the tourist season. The season usually starts in

the beginning of June and ends in the middle of September. The length of cruise trips varies. Most of the ships have been to Svalbard for several seasons, but every year a few new ships will emerge.

Disembarkation

Disembarkation has always been and still is an important part of the Arctic cruise experience. Passengers often disembark two to three times a day while on the smaller cruise ships. Expedition cruise traffic is increasingly popular and these smaller vessels have over the last few years extended their land program with a number of new areas of disembarkation.

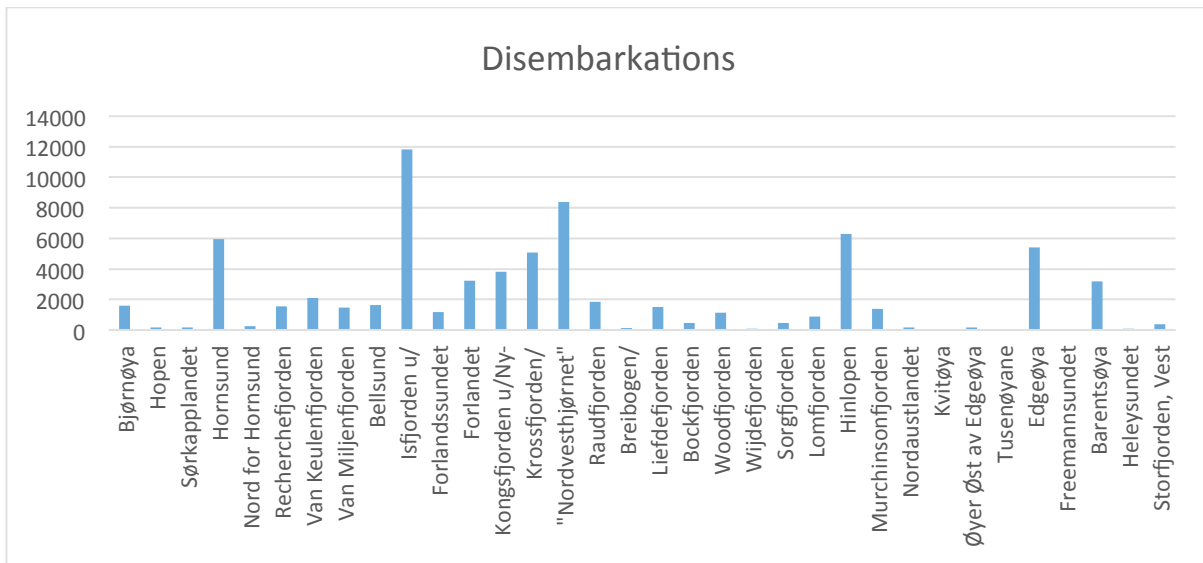


Table 3: The number of disembarkations for all ships in 2014

Annex 1*Table A. The overseas cruise ships visiting Svalbard in 2014. Source: Governor of Svalbard*

Name	Passengers	Crew	Voyages
Aidacara	3491	1246	3
Albatros	1489	671	2
Amadea	1015	618	2
Artania	2080	1040	2
Astor	472	285	1
Black Watch	666	357	1
Braemar	782	383	1
Costa Neoromantica	1517	614	1
Costa Pacifica	6136	1985	2
Deutschland	483	272	1
FTI Berlin	377	178	1
Funchal	388	203	1
Magnifica	5270	1890	2
Mein Schiff I	3968	1622	2
Nautica	652	398	1
Ocean Majesty	747	489	2
Ocean Princess	633	385	1
Prinsendam	775	472	1
Saga Pearl/ Quest for Adventure	424	261	1
Seabourn Legend	200	174	1
Seven Seas Voyager	651	451	1
Thomson Spirit	2440	988	2
Voyager	498	215	1

Table B. Expedition cruise ships visiting Svalbard in 2014. Source: Governor of Svalbard

Name	Passengers	Crew	Voyages
Arctica II (eksterne operatører)	30	6	3
Arctica II (lokal operatør)	40	10	5
Ak. Sergei Vavilov	216	190	3
Anne-Margaretha	10	16	3
Antigua	313	110	11
Aztec Lady	41	15	5
Bremen	451	313	3
Charisma	12	2	2
Down North	36	3	3
Eltanin	4	2	1
Expedition	1268	702	10
Fram	1628	659	8
Gwen Mor	33	10	4
Hamburg	1047	510	3
Hanse Explorer	9	17	1
Isbjørnen II	69	18	6
Island Sky	87	69	1
Lance (ett cruise)	30	10	1
L'Austral	528	460	3
Le Boreal	384	312	2
Leone	12	5	1
Mae West	6	10	4
Malmö	106	98	9
N.G. Explorer	747	505	5
Noorderlicht	204	60	12
Ocean Nova	337	232	5

Origo	76	56	5
Ortelius	1151	601	12
Plancius	1083	501	11
Polar Pioneer	288	162	5
Polaris I	116	85	10
Quest	464	351	11
Sea Spirit	1068	862	11
Silver Explorer	444	477	4
Sterna	17	12	3
Stockholm	164	161	16